



TORO®
VALVE BOXES

PRACTICAL, AESTHETIC AND DURABLE.

FEATURES

Valve Boxes are used for practical, aesthetic and security reasons wherever valves or off-fairway LYNX® LAC modules need to be installed below grade but remain accessible for monitoring or service. Toro offers a full line of round and rectangular valve boxes that will fit valves up to 10,2cm (4") and 1-, 2- and 4- station LYNX LAC modules.

■ T-lip Lid Design

The T-lip lid design keeps dirt out to prevent jamming and provides improved grip for lid removal and easy access to the equipment inside. The secure snap fit and bolt retention ensure that only authorized personnel will have access.

■ Wide Range Of Sizes

Toro offers a wide range of round and rectangular boxes to meet every need. We offer round boxes in 6", 7" and 10" and rectangular boxes in 12" x 17" and 15" x 21" sizes.

Rectangular boxes are available with 12" standard and 6" shallow depth. With the reverse stack capability and rectangular 6" extensions tackling deeper installations can be easily accomplished.

■ Wide Range Of Sizes

Toro offers a wide range of round and rectangular boxes to meet every need. We offer round boxes in 6", 7" and 10" and rectangular boxes in 12" x 17" and 15" x 21" sizes.

Rectangular boxes are available with 12" standard and 6" shallow depth. With the reverse stack capability and rectangular 6" extensions tackling deeper installations can be easily accomplished.



TORO VALVE BOXES ORDERING INFORMATION

TORO DRY BOXES ORDERING INFORMATION AND SPECIFICATIONS

ROUND VALVE BOXES

TVB-XXRND-XX			
Type	Size	Color Description	
TVB	XXRND	XX	
TVB—Toro Valve Box	6—15,2cm (6") Round 7—17,8cm (7") Round 10—25,4cm (10") Round	Blank— Green lid and black box G—Green lid and box GY—Gray lid and box (electrical) T—Tan lid and box E—Purple lid and box (effluent) BK—Black lid and box BR—Brown lid w/black box	
Example - A Toro 17,8cm (7") round valve box for effluent water applications would be specified as: TVB-7RND-E			

Description	A Length	B Width	C Height	Weight kg (lbs)
15,2cm (6")	16,0cm (6.3")	20,6cm (8.1")	22,9cm (9.0")	0,52 kg (1.15 lbs)
17,8cm (7")	17,3cm (6.8")	23,6cm (9.3")	22,9cm (9.0")	0,82 kg (1.80 lbs)
25,4cm (10")	25,1cm (9.9")	33,0cm (13.0")	26,2cm (10.3")	1,54 kg (3.39 lbs)



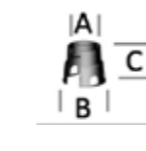
ROUND VALVE BOX SEPARATES

TVB-XXXX-XX			
Type	Size Box or Lid	Color Description	
TVB	XXXX	XX	
TVB—Toro Valve Box	6LID—15,2cm(6") Round lid 7LID—17,8cm(7") Round lid 10LID—25,4cm(10") Round lid BOX6—15,2cm(6") Box (black only) BOX7—17,8cm(7") Box (black only) BOX10—25,4cm(10") Box (black only)	G—Green lid GY—Gray lid (electrical) T—Tan lid E—Purple lid (effluent) BK—Black lid BR—Brown lid	
Example - A Toro 17,8cm(7") round valve box lid for effluent water applications would be specified as: TVB-7LID-E			

Description	A Length	B Width	C Height	Weight kg (lbs)
15,2cm (6") Lid	16,0cm (6.3")	20,6cm (8.1")	3,0cm (1.2")	0,14 kg (.31 lbs)
17,8cm (7") Lid	17,3cm (6.8")	23,6cm (9.3")	4,3cm (1.7")	0,24kg (.52 lbs)
25,4cm (10") Lid	25,1cm (9.9")	33,0cm (13.0")	5,3cm (2.1")	0,51 (1.13 lbs)



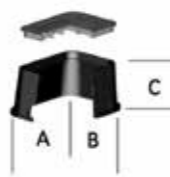
Description	A Length	B Width	C Height	Weight kg (lbs)
15,2cm (6") Box	16,0cm (6.3")	20,6cm (8.1")	22,9cm (9.0")	0,35 kg (.77 lbs)
17,8cm (7") Box	17,3cm (6.8")	23,6cm (9.3")	22,9cm (9.0")	0,54 kg (1.19 lbs)
25,4cm (10") Box	25,1cm (9.9")	33,0cm (13.0")	26,2cm (10.3")	1,02 kg (2.26 lbs)



RECTANGULAR VALVE BOXES

TVB-XXXX-XX-XX			
Type	Size	Height	Color Description
TVB	XXXX	XX	XX
TVB—Toro Valve Box	1217—30,5X43,2cm (12"x17") 1521—38,1X53,3cm (15"x21")	6—15,2cm (6") High 12—30,5cm (12") High	Blank— Green lid and black box G—Green lid and box GY—Gray lid and box (elect.) T—Tan lid and box E—Purple lid and box (effluent) BK—Black lid and box BR—Brown lid w/black box
Example - A Toro 30,5x43,2x15,2 (12x17x6) rectangular valve box for effluent water applications would be specified as: TVB-1217-6-E			

Description	A Length	B Width	C Height	Weight kg (lbs)
30,5x43,2x15,2 (12x17x6)	47,8cm (18.8")	35,0cm (13.8")	17,3cm (6.8")	2,98 kgm (6.56 lbs)
30,5x43,2x30,5 (12x17x12)	53,3cm (21.0")	40,6cm (16.0")	31,2cm (12.3")	4,11 kg (9.05 lbs)
38,1x53,3x15,2 (15x21x6)	61,7cm (24.3")	47,8cm (18.8")	18,3cm (7.2")	3,97 kg (8.75 lbs)
38,1x53,3x30,5 (15x21x12)	65,3cm (25.7")	48,5cm (19.1")	31,2cm (12.3")	5,49 kg (12.11 lbs)



RECTANGULAR VALVE BOX SEPARATES

TVB-XXXX-LID-XX			
Type	Size	Height	Color Description
TVB	XXXX	LID	XX
TVB—Toro Valve Box	1217—30,5X43,2cm (12"x17") 1521—38,1X53,3cm (15"x21")	LID—Lid	Blank— Green lid G—Green lid GY—Gray lid (elect.) T—Tan lid E—Purple lid (effluent) BK—Black lid BR—Brown lid
Example - A Toro 30,5x43,2cm (12x17) rectangular valve box lid for effluent water applications would be specified as: TVB-1217-LID-E			

HIGH VALVE BOX

TVB-XXXX-XXXX			
Type	Size	Height	
TVB	XXXX	XX	
TVB—Toro Valve Box	1217—30,5X43,2cm (12"x17") 1521—38,1X53,3cm (15"x21")	6BOX—15,2cm(6") High valve box 12BOX—30,5cm(12") High valve box	
Example - A Toro 30,5x43,2x15,2(12x17x6) rectangular valve box would be specified as: TVB-1217-6BOX-BK			

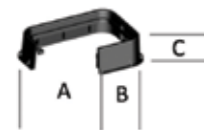
Description	A Length	B Width	C Height	Weight (lb)
30,5x43,2cm (12"x17") lid	42,9cm (16.9")	30,0cm (11.8")	5,1cm (2.0")	1,24 kg (2.73 lbs)
38,1x53,3cm (15"x21") lid	54,1cm (21.3")	37,8cm (14.9")	4,8cm (1.9")	1,47 kg (3.23 lbs)
30,5x43,2x15,2cm (12"x17"x6") box	47,8cm (18.8")	35,1cm (13.8")	17,3cm (6.8")	1,74 kg (3.83 lbs)
30,5x43,2x30,5cm (12"x17"x12") box	53,3cm (21")	40,6cm (16")	31,2cm (12.3")	2,87 kg (6.32 lbs)
38,1x53,3x15,2cm (15"x21"x6") box	61,7cm (24.3")	45,2cm (17.8")	17,5cm (6.9")	2,57 kg (5.66 lbs)
38,1x53,3x30,5cm (15"x21"x12") box	65,3cm (25.7")	48,5cm (19.1")	31,2cm (12.3")	4,02 kg (8.88 lbs)



RECTANGULAR EXTENSIONS

TVB-XXXX-EXT6BOX-XX			
Type	Size	Height	Color Description
TVB	XXXX	EXT6BOX	XX
TVB—Toro Valve Box	1217—30,5X43,2cm (12"x17") 1521—38,1X53,3cm (15"x21")	EXT6BOX—15,2cm(6") High	Blank— Black box G—Green box GY—Gray box (elect.) T—Tan box E—Purple box (effluent)
Example - A Toro 15,2cm (6") extension for a 30,5x43,2cm (12"x17") tan valve box would be specified as: TVB-1217-EXT6BOX-T			

Description	A Length	B Width	C Height	Weight (lb)
30,5x43,2x15,2 (12x17x6)	47,8cm (18.8")	35,0cm (13.8")	17,3cm (6.8")	3,04 kg (6.71 lbs)
38,1x53,3x15,2 (15x21x6)	61,7cm (24.3")	45,2cm (17.8")	17,5cm (6.9")	4,03 kg (8.89 lbs)



- A DUAL BOLT RETENTION COVERS**
Ensures proper sealing and vandal resistance.
- B HEAVY DUTY LID**
Construction moulded from High Density Polyethylene (H.D.P.E), available in Green, Tan, Purple, Black, Gray and Brown.
- C ACCESSORY PLATE (OPTIONAL)**
Attaches directly to the lid and allows attachments of various components like LAC modules, elect/hyd converters, battery operated controllers and more.
- D DUAL SEAL LID**
Keeps water and critters from creeping in from the top.
- E HEAVY DUTY BOX**
Construction molded from High Density Polyethylene (H.D.P.E), available in Green, Tan, Purple, Black, Gray and Brown.
- F DIRT SKIRT (OPTIONAL)**
Attaches directly to the bottom of the valve box and provides an outer seal to prevent intrusion from burrowing rodents, water and critters.

STATIC VERTICAL LOAD RATING:
SCTE - Light Duty, Pedestrian

Properties of Base Material	ASTM Test Method	HDPE
Tensile Strength	D-638	186,16 - 303,37 bar (2700-4,400 psi) (Typical Range)
Flexural Modulus	D-790	Minimum 14,000 not to exceed 24,000 psi
Notched Izod Impact Strength	D-256	0.5 - 3.0 (Typical Range)
Deflection Temperature @ 66psi	D-648	65,56 - 93,33 C (150-200 F) (Typical Range)
Density	D-792	Minimum 0.95 not to exceed 0.965
Electrical Dielectric Strength	D-149	400-600 V/mil (Typical Range)
Chemical Resistance	D-543	Very Resistant
Water Absorption	D-570	Less than 1% weight change

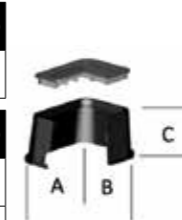
WARRANTY
• One year



DRY BOX VALVE BOXES

TVB-1217-12DB-XX			
Type	Size	Height	Color Description
TVB	1217	12DB	XX
TVB—Toro Valve Box	1217—30,5X43,2 12"x17"	12DB—30,5 (12") High Dry Box	Blank— Green lid and black box G—Green lid and box GY—Gray lid and box (elect.) T—Tan lid and box E—Purple lid and box (effluent) BK—Black lid and box BR—Brown lid w/black box
Example - A Toro 30,5x43,2x30,5cm (12"x17"x12") valve box for electrical applications would be specified as: TVB-1217-12DB-GY			

Description	A Length	B Width	C Height	Weight (lb)
12DB	53,3cm (21.0")	40,6cm (16.0")	31,2cm (12.3")	4,45 kg (9.8 lbs)
DBAP	29,2cm (11.5")	21,6cm (8.5")	0,5cm (.2")	0,45 kg (0.99 lbs)
DBDS	50,3cm (19.8")	36,8cm (14.5")	3,3cm (1.3")	1,27 kg (2.8 lbs)



DRY BOX VALVE BOXES

TVB-12RND-DB-XX			
Type	Size	Height	Color Description
TVB	12RND	DB	XX
TVB—Toro Valve Box	30 cm (12") Round	Dry Box	G—Green GY—Gray (electrical) T—Tan E—Purple (effluent) BK—Black BR—Brown
Example: A Toro 12" round Dry Box for effluent water applications would be specified as: TVB-12RND-DB-E			

Description	A Length	B Width	C Height	Weight (lbs)
DB	29cm (11.5")	36,8cm (14.5")	32,38cm (12.75")	3,23 kg (7.12 lbs)



Accessories	
TVB-1217-DBAP	DRY BOX Accessory Plate
TVB-1217-DBDS	DRY BOX Dirt Skirt

ADDITIONAL FEATURES



VARIETY OF COLORS

Green, gray (electrical), tan, purple (effluent), black and brown.



REVERSE STACK

Allows for deeper installations in an initial 30,5cm (12") then 70cm (24") increments.




RECTANGULAR EXTENSION BOXES

Rectangular extensions allow for deeper installation in 15,2cm (6") increments



DURABLE CONSTRUCTION

Valve boxes are constructed of H.D.P.E. (High-Density Polyethylene) with heavy-duty wall sections designed to provide a secure enclosure to protect your equipment investment.



T-LIP LID DESIGN

The T-Lip lid design keeps dirt out, while the snap fit and bolt retention for security.