

2025 CATALOG

BATTERY MOWERS & YARD TOOLS

60V^{MAX} BATTERY



TORO[®]

WALK POWER MOWERS | ZERO-TURN MOWERS
YARD TOOLS | SNOW BLOWERS

Count on it.

*Battery manufacturer rating = 60V maximum & 54V typical usage. Actual voltage varies with load. [†]Based on average TraQline dollar share for walk behind mower market as of September 2024.



ALL-SEASON POWER FULLY INTERCHANGEABLE BATTERY

Cordless power this amazing deserves a line of tools as equally amazing. And they all need to work together—in high-powered harmony. Done and done. Just like every job on your yard to-do list.



WALK MOWERS

RESIDENTIAL STRIPE® | RECYCLER® | SUPER RECYCLER® | eTIMEMASTER®

America's #1 Walk Mower Brand*

Exclusive features such as Personal Pace® Auto-Drive, SmartStow®, and Vortex™ Technology
Lightweight synthetic, durable steel, and rust-proof, cast-aluminum deck options



ZERO-TURN MOWERS

eTIMECUTTER™

Save yourself from a rough terrain-driven beating with our MyRIDE® Suspension System.
The heavy duty steel IronForged® Deck doesn't flinch no matter what you throw its way.
Powered by 4-6 removable 60V Max* Flex-Force batteries



SNOW BLOWERS

RESIDENTIAL POWER SHOVEL™ | POWER CLEAR® | POWER MAX®

America's #1 Snow Blower Brand†

Self-propelled power takes the burden off your legs and back
Panoramic LED lighting fires up from dawn till dusk



PORTABLE POWER TOOLS

RESIDENTIAL BLOWERS | TRIMMERS | CHAINSAWS | EDGER AND MORE!

3-phase brushless motor with RunSmart™ onboard intel optimizes RPM and torque
for more power, more runtime, and longer life from each tool
Interchangeable battery works with a full line of unbeatable battery-powered yard tools
Durable high-impact heads, with comfort grip handles



REVOLUTION®

PROFESSIONAL PRODUCTS

WALK MOWERS | SNOW BLOWER | BACKPACK BLOWERS | TRIMMERS

Toro's entire line of 60V Max* Revolution® professional products uses
the same power source as 60V Flex-Force Power System® products,
giving you even more options for your arsenal of productivity.

*Based on average TraQline dollar share for snow blower market as of September 2024. *Battery manufacturer rating = 60V maximum & 54V typical usage. Actual voltage varies with load.
†Run time varies based on usage conditions. Max run time specs based on light conditions and/or lowest speed settings. **See dealer for complete warranty details.

60V MAX* FLEX-FORCE POWER SYSTEM® | BATTERIES & CHARGERS

MORE VOLTS. MORE POWER.

IT'S ALL ABOUT FLEXIBLE POWER.

With an interchangeable battery capable of commanding 75+ lawn tools, it's the one system you need to finish everything without sacrificing anything.

All Flex-Force batteries are equipped with RunSmart™ technology.

RunSmart is the intelligent built in software that automatically optimizes runtime and performance through the toughest conditions. Extending the overall life of the battery and giving you reliable power for years.

Flex-Force batteries power all jobs thanks to the internal parallel stack pack design.

From light-weight (1P) to heavy duty (4P) Each stack inside the pack gives you more power and better performance. Allowing you to push your tools harder, run longer, and recharge faster.

COMING SOON!

Same battery, now in a NEW all black design.



| | 60V MAX* BATTERY (2.0AH) | 60V MAX* BATTERY (2.5AH) | 60V MAX* BATTERY (4.0AH) | 60V MAX* BATTERY (5.0AH) | 60V MAX* BATTERY (6.0AH) | 60V MAX* BATTERY (7.5AH) | 60V MAX* BATTERY (8.0AH) | 60V MAX* BATTERY (10.0AH) |
|-----------------------|--------------------------------|--------------------------------|--------------------------------|--------------------------------|--------------------------------|--------------------------------|--------------------------------|---------------------------------|
| MODEL | 88620 | 88625 | 88640 | 88650 | 88660 | 88675 | 88980 | 66810 |
| CAPACITY (AMP-HOURS) | 2.0 Ah | 2.5 Ah | 4.0 Ah | 5.0 Ah | 6.0 Ah | 7.5 Ah | 8.0 Ah | 10.0 Ah |
| CAPACITY (WATT-HOURS) | 108 Wh | 135 Wh | 216 Wh | 270 Wh | 324 Wh | 405 Wh | 432 Wh | 540 Wh |
| PACK DESIGN | 1P | 1P | 2P | 2P | 3P | 3P | 4P | 4P |
| WEIGHT | 3.7 lbs / 1.7 kg | 3.7 lbs / 1.7 kg | 5.2 lbs / 2.3 kg | 5.5 lbs / 2.5 kg | 6.9 lbs / 3.1 kg | 7 lbs / 3.2 kg | 7.9 lbs / 3.6 kg | 8.2 lbs / 3.7 kg |
| CHARGE TIME* | | | | | | | | |
| 1 AMP CHARGER | 110 minutes | 130 minutes | 220 minutes | 260 minutes | 330 minutes | 395 minutes | 440 minutes | 535 minutes |
| 2 AMP CHARGER | 45 minutes | 60 minutes | 100 minutes | 110 minutes | 150 minutes | 155 minutes | 190 minutes | 215 minutes |
| 4 AMP 2-POD CHARGER | 20 minutes | 25 minutes | 45 minutes | 50 minutes | 70 minutes | 80 minutes | 95 minutes | 105 minutes |
| 5.5 AMP RAPID CHARGER | 20 minutes | 25 minutes | 35 minutes | 40 minutes | 50 minutes | 60 minutes | 70 minutes | 75 minutes |
| 12 AMP 6-POD CHARGER | 20 minutes | 25 minutes | 30 minutes | 35 minutes | 45 minutes | 50 minutes | 35 minutes | 40 minutes |

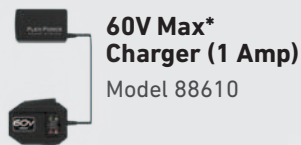
*Reflecting "bulk charge" time to charge batteries from 0-90%.

60V MAX* CHARGERS

CHARGE ALL BATTERIES IN THE FLEX-FORCE POWER SYSTEM

Designed to monitor battery health, maximize lifespan, and optimize charging speed for each battery.

Tabletop and wall mounted options available.



60V Max* Charger (1 Amp)
Model 88610



60V Max* Charger (2 Amp)
Model 88602



60V Max* 2-Pod Charger (4 Amp)
Model 88924



60V Max* 6-Pod Charger (12 Amp)
Model 66550



60V Max* Rapid Charger (5.5 Amp)
Model 88605

» Charges up to 2.5x faster than the 2 amp charger due to a fan-cooled design that regulates temperature for max charge speed

60V MAX* FLEX-FORCE TIMECUTTER®

UNTAMEABLE. UNTOUCHABLE.

You've never seen or heard a TimeCutter® like this before. The new TimeCutter 60V* Max comes equipped with all the features and power you expect from Toro now available in battery. Powered by the Flex Force Power System®, the removable batteries are interchangeable with over 75+ Toro tough tools. Its sleek design and ergonomic controls make maneuvering a breeze, while its powerful blades effortlessly tame the tallest grass. Rediscover the joy of lawn mowing with this battery powerhouse that promises an unmatched mowing experience for all.



| | 42" TIMECUTTER | 54" TIMECUTTER |
|--------------------------|---------------------------------|--|
| MODEL | 75841 | 75851 |
| POWER SYSTEM | | |
| Deck Size | 42" | 54" |
| Deck Material | 10-ga. Fab IronForged® | 10-ga. Fab IronForged® |
| MyRIDE Suspension System | - | » ✓ |
| Battery | (4) 10Ah, 540 wh (L540) 60V Max | » (5) 10Ah 540wh (L540) 60V Max and (1) 4Ah 216wh (L216) 60V Max |
| Warranty | 3-Year Residential | 3-Year Residential |
| Battery Warranty | 3-Year Battery | 3-Year Battery |
| FEATURES | | |
| Seat | 16" / 40.6 cm Handcrafted | » 19" / 48.3 cm Gaming Style |
| Deck Mounting | 3-Point | 3-Point |
| Ground Speed | Forward 7 MPH, Reverse 3 MPH | Forward 7 MPH, Reverse 3 MPH |
| Number of Blades | 2 | » 3 |
| Ease of Access | Step-Through Front End | - |
| Cup Holder | ✓ | ✓ |
| Battery Ports | 6 | 6 |
| Blade Tip Speed | 17000 ft/min | 17000 ft/min |
| Height of Cut | 1.5" - 4.5" | 1.5" - 4.5" |
| LED Lights | ✓ | ✓ |
| USB Charger | ✓ | ✓ |
| Rear Tires | 18" x 7.5" / 45.7 - 19.1 cm | » 20" x 10" / 50.8 x 25.4 cm |
| Front Tires | 11" x 4" / 27.9 x 10.2 cm | » 11" x 6" / 27.9 x 15.2 cm |
| Grass Cut Single Charge | 2.0 acres | » 3.3 acres |

» Enhanced or step-up feature



MYRIDE® SUSPENSION SYSTEM
Save yourself from a rough terrain-driven beating with our patented MyRIDE Suspension System. (Model 75851)



IRONFORGED® FABRICATED DECK
The heavy duty steel IronForged Deck doesn't flinch no matter what you throw its way.



BATTERY POWERED
Powered by 4-6 removable 60V Max* Flex-Force batteries

*Battery manufacturer rating = 60V maximum & 54V typical usage. Actual voltage varies with load.

60V MAX* FLEX-FORCE ATTACHMENT CAPABLE TOOL SYSTEM

EARN A PhD IN PRODUCTIVITY

The Toro Flex-Force attachment capable power head is the ultimate in versatility.

FIVE ATTACHMENT OPTIONS

Five tools bring you interchangeable power, performance and control.

3-phase brushless motor with RunSmart™ onboard intel optimizes RPM and torque for more power, more runtime, and longer life from each tool.



POWER HEAD + STRING TRIMMER

MODEL 51836

| | |
|---------------|-----------------------------|
| CUT WIDTH | 14" - 16" |
| LINE | 0.080" - 0.095" Dual |
| SPEED CONTROL | Variable |
| TRIMMER HEAD | Cast-Aluminum |
| HANDLE | Ergonomic Comfort Grip |
| BATTERY | 2.5 ah, 135 wh (L135) |
| MOTOR | Brushless DC |
| RUN TIME† | Up to 60 minutes |
| CHARGE TIME | 75 min |
| WARRANTY** | 3-Year Tool, 3-Year Battery |



POWER HEAD

MODEL 51810T

| | |
|------------|--------------|
| MOTOR | Brushless DC |
| WARRANTY** | 3-Year Tool |

STICK EDGER ATTACHMENT

MODEL 88710


| | |
|---------------|--------------------------|
| BLADE LENGTH | 8" |
| HEAD MATERIAL | Cast-Aluminum |
| CUTTING DEPTH | Up to 1.75" (Adjustable) |



HEDGE TRIMMER ATTACHMENT

MODEL 88713

| | |
|----------------|----------------|
| BAR LENGTH | 16" |
| CUT CAPACITY | 0.75" |
| BLADE MATERIAL | Hardened Steel |



POLE SAW ATTACHMENT

MODEL 88714

| | |
|------------------|---|
| BAR LENGTH | 10" |
| NUMBER OF CUTS** | 100 (with 2.5Ah battery incl. with 51836) |
| LENGTH | 6 ft. |
| CHAIN OILER | Automatic |



CULTIVATOR ATTACHMENT

MODEL 88715


| | |
|------------------|---------------|
| CUT WIDTH | 10" |
| TILL DEPTH | 2.5" |
| GEARBOX MATERIAL | Cast-Aluminum |



STRING TRIMMER ATTACHMENT

MODEL 88716

| | |
|---------------|------------------------|
| CUT WIDTH | 14" - 16" |
| LINE | 0.080" - 0.095" Dual |
| SPEED CONTROL | Variable |
| TRIMMER HEAD | Cast-Aluminum |
| HANDLE | Ergonomic Comfort Grip |



IMPULSE ENDEAVOR POWER INVERTER MODEL 51860T



Charges laptops, TVs, mobile phones, gaming devices and more

Extend the use and adaptability of every Flex-Force 60V Max* battery, with 330W running wattage (400W startup)

Three outlet power options: USB-A port, fast-charging USB-C port, and 120V outlet



60V MAX FLEX-FORCE PORTABLE POWER TOOLS



EASY TO CONTROL 60-VOLT MUSCLE THAT NEVER GETS GASSED

Toro's Flex-Force Power System® includes an interchangeable battery allowing you to use your cordless lawn equipment products seamlessly. It's the one cordless system you need to command a full line of unbeatable battery operated lawn equipment from handholds like trimmers and blowers all the way up to the biggest, baddest, most powerful mowers in our battery-powered lineup.



900 CFM LEAF BLOWER

INDUSTRY-LEADING 900 CFM

Engineered with unmatched power, all-season performance and a huge 900 CFM airflow to tackle mammoth piles of wet leaves and heavy debris in record time. 49% more CFM with optimized air system performance*

ONE TAP TURBO MODE

For continuously boosted power

HIGH-SPEED VELOCITY NOZZLE

Concentrates airflow to effortlessly lift piles of wet leaves

17" STRING TRIMMER

ULTRA TOUGH, ULTRA LIGHT

Carbon fiber shaft designed to take a beating when you're weeding and make heavy-duty yard tasks feel feather-light

TELESCOPING SHAFT

Quickly adjusts up to 4.5" to fit all users!

SPEED FEED HEAD

For fast and easy line loading

| | LEAF BLOWER | | | | |
|-----------------------|-----------------------------|--------------------------|---------------------------|--------------------------|---------------------------|
| MODEL / BARE TOOL | 51821 / NA | 51820 / 51820T | 51822 / N/A | 51826 / 51826T | 51827 / 51827T |
| CFM (AIR VOLUME) | 565 CFM | 605 CFM | 605 CFM | 750 CFM NEW! | 900 CFM NEW! |
| MPH (AIR SPEED) | 110 mph | 120 mph | 157 mph | 145 mph | 165 mph |
| SPEED CONTROL | Variable speed, Turbo boost | | | | |
| BATTERY | 2.0 ah, 108 wh (L108) | 2.5 ah, 135 wh (L135) | 4.0 ah, 216 wh (L216) | 2.5 ah, 135 wh (L135) | 4.0 ah, 216 wh (L216) |
| MOTOR | Brushless DC | | | | |
| RUN TIME [§] | Up to 90 min (Low Speed) | Up to 90 min (Low Speed) | Up to 140 min (Low Speed) | Up to 75 min (Low Speed) | Up to 120 min (Low Speed) |
| WARRANTY*** | 3-Year Tool, 3-Year Battery | | | | |

| | STRING TRIMMER | | | |
|-----------------------|-----------------------------|-----------------------|-----------------------|-----------------------|
| MODEL / BARE TOOL | 51831 / 51831T | 51830 / 51830T | 51837 / 51837T | 51838 / 5188T |
| CUT WIDTH | 13" - 15" | 14" - 16" | 14" - 16" NEW! | 15" - 17" NEW! |
| TRIMMER LINE | 0.080" Included | 0.095" Included | 0.095" Included | 0.095" Included |
| SPEED CONTROL | Variable | | | |
| BATTERY | 2.0 ah, 108 wh (L108) | 2.5 ah, 135 wh (L135) | 2.0 ah, 108 wh (L108) | 2.5 ah, 135 wh (L135) |
| MOTOR | Brushless DC | | | |
| RUN TIME [§] | Up to 45 min | Up to 60 min | Up to 45 min | Up to 60 min |
| WARRANTY*** | 3-Year Tool, 3-Year Battery | | | |

COMBO KIT 13" | 0.080" LINE TRIMMER 490 CFM | 100 MPH BLOWER

MODEL 51881



BLOWER

TURBO BOOST PERFORMANCE

490 CFM of air volume and 100 mph air speed[§]

OPTIMIZE RUN TIME

Variable-speed, cruise control and turbo boost match the power to the job

TRIMMER

HIGH PERFORMANCE TRIMMING

Durable 0.080" line and productive 13" width cut

PRECISION CONTROL

Variable-speed trigger optimizes run time and performance

| | BLOWER | TRIMMER |
|-----------------------|-----------------------------|-----------------------------|
| CFM (AIR VOLUME) | 490 CFM | CUTTING WIDTH |
| MPH (AIR SPEED) | 100 mph | 13" |
| RUN TIME [§] | Up to 60 min (Low Speed) | TRIMMER LINE |
| SPEED CONTROL | Variable Speed, Turbo Boost | 0.080" Included |
| COMFORT GRIP | Standard | RUN TIME [§] |
| BATTERY | 2.0 ah, 108 wh (L108) | Up to 45 min |
| WARRANTY*** | 3-Year Tool, 3-Year Battery | SPEED CONTROL |
| | | Dual Speed |
| | | COMFORT GRIP |
| | | Standard |
| | | BATTERY |
| | | 2.0 ah, 108 wh (L108) |
| | | WARRANTY*** |
| | | 3-Year Tool, 3-Year Battery |



16" CHAINSAW

GET MORE DONE

Cut through a 6" x 6" timber up to 50 times on a single charge**

EASY TO START

Just push the button and pull the trigger to start

EASY TO USE

Pro-style chain tensioning with on-board tool storage and automatic chain oiler



24" HEDGE TRIMMER

ROTATING COMFORT GRIP HANDLE

180° rotating handle makes vertical trimming quick, easy and comfortable with a simple push of a button

EXCLUSIVE BLADE DESIGN

Provides a cleaner, more efficient cut

MAKES QUICK WORK OF BIG JOBS

Tackle big jobs in less time with 24" bar and 3/4" cut capacity



STICK EDGER

BUILT TO LAST

Cast-aluminum motor housing with high-carbon steel blade for maximum durability

ULTIMATE CONTROL

Variable speed trigger, adjustable cutting depth, and adjustable guide wheel for precision edging

SUPERIOR COMFORT

Blade guard, debris-blocker, and comfort grip handle keep you clean and comfortable

| | 16" CHAINSAW | |
|--------------------|-----------------------------|--------------------------|
| MODEL / BARE TOOL | 51851 / N/A | 51850 / 51850T |
| BAR LENGTH | 16" | |
| CHAIN PITCH/GAUGE | Pitch .375" / Gauge .043" | |
| CHAIN OIL CAPACITY | 270 ml | |
| CHAIN BRAKE | Electric | |
| CHAIN TENSIONING | Tooled (Included) | |
| BATTERY | 2.0 ah, 108 wh (L108) | 2.5 ah, 135 wh (L135) |
| MOTOR | Brushless DC | |
| WARRANTY*** | 3-Year Tool, 3-Year Battery | |

| | 24" HEDGE TRIMMER | |
|-----------------------|-----------------------------|--------------------------|
| MODEL / BARE TOOL | 51841 / N/A | 51840 / 51840T |
| BAR LENGTH | 24" | |
| CUT CAPACITY | 3/4" | |
| BLADE MATERIAL | Hardened Steel | |
| STROKES/MINUTE | 3200 | |
| HANDLE | Rotating w/ Comfort Grip | |
| BATTERY | 2.0 ah, 108 wh (L108) | 2.5 ah, 135 wh (L135) |
| MOTOR | Brushless DC | |
| RUN TIME [§] | Up to 45 min | Up to 60 min |
| WARRANTY*** | 3-Year Tool, 3-Year Battery | |

| | STICK EDGER |
|-----------------------|---------------------------------|
| MODEL / BARE TOOL | 51833 / 51833T |
| BLADE LENGTH | 8" |
| BLADE MATERIAL | Heat-Treated, High Carbon Steel |
| CUTTING DEPTH | Up to 1" (Adjustable) |
| SPEED CONTROL | Variable |
| MOTOR HOUSING | Cast-Aluminum |
| BATTERY | 2.0 ah, 108 wh (L108) |
| MOTOR | Brushless DC |
| RUN TIME [§] | Up to 45 min |
| WARRANTY*** | 3-Year Tool, 3-Year Battery |

POLESAW

10" BAR & CHAIN

Up to 80 cuts of 4"x4" timber on a single charge**

EXTENDS TO 8' REACH

3 piece aluminum pole reaches up to 8 feet

COMFORTABLE TO USE

Standard comfort grip and protective bar cover included

| | 10" POLESAW |
|--------------------|-----------------------------|
| MODEL / BARE TOOL | 51870 / 51870T |
| BAR LENGTH | 10" |
| CHAIN PITCH/GAUGE | Pitch .375" / Gauge .043" |
| CHAIN OIL CAPACITY | 80 ml |
| CHAIN TENSIONING | Tooled (Included) |
| BATTERY | 2.0 ah, 108 wh (L108) |
| MOTOR | Brushless DC |
| WARRANTY*** | 3-Year Tool, 3-Year Battery |



MODEL 51870

*Battery manufacturer rating = 60V maximum & 54V typical usage. Actual voltage varies with load. †Run time varies based on usage conditions. Max run time specs based on light conditions and/or lowest speed settings. ‡ Compared to 605 CFM of Toro blower model 51822 **Based on controlled laboratory testing. Actual number of cuts will vary with conditions. ***See retailer for complete warranty details.



DOES EVERYTHING GAS CAN MINUS THE GAS CAN

America's #1 Walk Mower Brand[®], Toro, offers all the legendary performance and durability you expect from a Toro, with the compatibility of the Flex-Force Power System[™]. These dominant, battery-operated lawn mowers come with our interchangeable battery allowing you to use your Toro 60V Max[®] battery seamlessly with more than 75 other products in Toro's Flex-Force yard tool lineup.



MODEL 21467

RECYCLER[®] WALK POWER MOWERS

21" and 22" durable steel decks
 Recycler Cutting System feeds your lawn Lawn Vitamins, fine clippings that nourish your grass
 Push, self-propel rear wheel drive and Personal Pace[®] Auto-Drive rear-wheel drive options available



MODEL 21568

SUPER RECYCLER[®] WALK POWER MOWER

Durable rust-proof, cast-aluminum deck
 Super Recycler Cutting System features two blade accelerators and under-deck bumpers to shave clippings to an ultra-fine mulch, adding nutrients to your lawn
 Glide over holes and bumps with ease with Toro's FLEX[™] Handle suspension



MODEL 21491

eTIMEMASTER[®] WALK POWER MOWER

30" steel deck with cast-aluminum frame reduces mowing time up to 40%^{^^}
 Tackle tall grass and rough terrain with Dual-Force[™] dual blade technology and 2 - 10.0 ah, 540 wh batteries
 Save space with the Quick Stow fold-up handle



MODEL 21623

STRIPE[®] WALK POWER MOWER

Pro-level striping creates a statement-making, neighbor-envying lawn.
 Dual blades: surgically cut and recut grass into fine Lawn Vitamin clippings. Less work for you no matter what kind of grass you have.
 25%[†] lighter than other battery-powered mowers, making it easy to steer and create the perfectly striped lawn.

[®]Based on average TraQline dollar share for walk behind mower market as of September 2024.

[†]Weight savings is compared to a Toro 60v Recycler walk power mower (model 214667).

^{^^}Time savings via wider cutting path and enhanced speed of TimeMaster[®] vs. 21" Toro[®] mower, and will vary due to mowing conditions.



#1
AMERICA'S
WALK MOWER BRAND



VORTEX TECHNOLOGY[®]

More airflow to supercharge your grass cutting. Ultra-fine clippings provide a nourished, greener, more lush lawn.

AVAILABLE ON
RECYCLER | SUPER RECYCLER



PERSONAL PACE[®] AUTO-DRIVE

No knobs, no levers, no learning—self-propel evolved. Grab the easy-to-steer handle and go.

AVAILABLE ON
RECYCLER | SUPER RECYCLER | eTIMEMASTER | STRIPE



SUPER BAGGER

Shaped for easier lifting, no-shake dumping and holds more clippings so you empty less often.

AVAILABLE ON
RECYCLER | SUPER RECYCLER | STRIPE



SMARTSTOW[®]

Save up to 70% floor space[^] in the garage or shed for toys, tools and things that really matter.

AVAILABLE ON
RECYCLER | SUPER RECYCLER | STRIPE



TRACTION HIGH WHEEL

Provides control and easier maneuverability through turns with greater precision over uneven terrain.

AVAILABLE ON
RECYCLER | SUPER RECYCLER | STRIPE



LIGHT AND BRIGHT

Front dual LED headlights equip you to get the job done anytime, from dawn to dusk.

AVAILABLE ON
RECYCLER | SUPER RECYCLER | eTIMEMASTER | STRIPE

[^]Based on average TraiLine dollar share for walk behind mower market as of September 2024.
[^]Space savings are in relation to the space consumed by a Toro 22" walk power mower stored with the handle in the standard operating position.



Choose Toro Total Care
for Ultimate Peace of Mind

Benefit from an extended warranty,
maintenance reimbursement, and more.





DOES EVERYTHING GAS CAN MINUS THE GAS CAN

America's #1 Walk Mower Brand[®], Toro, offers all the legendary performance and durability you expect from a Toro, with the compatibility of the Flex-Force Power System[™]. These dominant, battery-operated lawn mowers come with our interchangeable battery allowing you to use your Toro 60V Max[®] battery seamlessly with more than 75 other products in Toro's Flex-Force yard tool lineup.



| | CORE | | | PREMIUM | | |
|--|--|--|--|--|-----------------------|-----------------------|
| | RECYCLER [®] | | | RECYCLER [®] | | |
| MODEL / BARE TOOL | 21323 / 21323T | 21326 / 21326T | 21327 / NA | 21466 / 21466T | 21467 / 21467T | 21469 / NA |
| DECK SIZE | 21" / 53 cm | | | 22" / 56 cm | | |
| DECK MATERIAL | Steel | | | Steel | | |
| BATTERY [†] | 4.0 Ah, 216 wh (L216) | 5.0 Ah, 270 wh (L270) | 6.0 Ah, 324 wh (L324) | 6.0 Ah, 324 wh (L324) | 6.0 Ah, 324 wh (L324) | 8.0 Ah, 432 wh (L432) |
| MOTOR | Brushless DC | | | Brushless DC | | |
| GRASS CUT IN A SINGLE CHARGE | Up to 0.33 acre | | | Up to 0.33 acre | Up to 0.33 acre | Up to 1/2 acre |
| RUN TIME [‡] | Up to 42 min | Up to 43 min | Up to 53 min | Up to 40 min | Up to 40 min | Up to 60 min |
| CHARGE TIME | 205 min | 230 min | 308 min | 160 min | 160 min | 216 min |
| DRIVE SYSTEM | Push | Variable Self-Propel Rear Wheel Drive | Variable Self-Propel Rear Wheel Drive | » Personal Pace [®] Auto-Drive Rear Wheel Drive | | |
| TORO PERFORMANCE WARRANTY ^{***} | 3-Year Limited Battery; 2-Year Limited Mower | | | 3-Year Limited Battery; 2-Year Limited Mower | | |
| FEATURES | | | | | | |
| CUTTING SYSTEM | Recycler | | | Recycler | | |
| VORTEX TECHNOLOGY [®] | - | | | » ✓ | | |
| SUPER BAGGER | - | | | » ✓ | | |
| BAG ON DEMAND | - | | | ✓ | | |
| TRACTION HIGH WHEEL | ✓ | ✓ | ✓ | ✓ | | |
| SMARTSTOW [®] | » ✓ | | | » ✓ | | |
| LED LIGHTS | - | | | - | » ✓ | » ✓ |
| PUSH BUTTON START | ✓ | | | ✓ | | |
| HEIGHT OF CUT | 1.25" to 3.75" / 3.2 - 9.5 cm | | | 1.0" - 4.0" / 2.5 - 10 cm | | |
| WHEEL HEIGHT | 8" Front / 20.3 cm 10" Rear / 25.4 cm | 8" Front / 20.3 cm 10" Rear / 25.4 cm | 8" Front / 20.3 cm 10" Rear / 25.4 cm | 8" Front / 20.3 cm, 10" Rear / 25.4 cm | | |
| HANDLE | SmartStow, 1 Piece, Adjustable Height | | | SmartStow, 1 Piece, Adjustable Height | | |
| WEIGHT | 64 lbs. / 29.0 kg | 65 lbs. / 29.5 kg | 65 lbs. / 29.5 kg | 85 lbs. / 38.6 kg | | |

[†]Based on average TraDline dollar share for walk behind mower market as of September 2024. ^{**}Battery manufacturer rating = 60V maximum & 54V typical usage. Actual voltage varies with load. [‡]Run time varies based on usage conditions. Max run time specs based on light conditions and/or lowest speed settings. ^{***}See dealer for complete warranty details.

» Enhanced or step-up feature



| | PRO-GRADE | | | CORE | | PREMIUM | | |
|------------------------------|--|---|--|--|------------------------------|--|------------------------------|-----------------------------------|
| | SUPER RECYCLER® | eTIMEMASTER® | | STRIPE® | | STRIPE® | | |
| MODEL / BARE TOOL | 21568 / 21568T | 21491 / 21491T | 21493 / NA | 21611 / 21611T | 21620 / N/A | 21621 / 21621T | 21623 / 21623T | 21625 |
| DECK SIZE | 21" / 53 cm | 30" / 76 cm | | 21" / 53 cm | | 21" / 53 cm | | |
| DECK MATERIAL | Cast-Aluminum | Steel Deck, Cast-Aluminum Frame | | Synthetic | | Synthetic | | |
| BATTERY* | 7.5 Ah, 405 wh (L405) | 2 - 10.0 Ah, 540 wh (L540) | » 10.0 Ah, 540 wh (L540) + 5.0 Ah, 270 wh (L270) + 2.5 Ah, 135 wh (L135) | 4.0Ah, 216 wh (L216) | 5.0Ah, 270 wh (L270) | 6.0Ah, 324 wh (L324) | 7.5Ah, 405 wh (L405) | 8.0 Ah, 432 wh (L432) |
| MOTOR | Brushless DC | Brushless DC | | Brushless DC | | Brushless DC | | |
| GRASS CUT IN A SINGLE CHARGE | Up to 0.33 acre | Up to 0.67 acre | Up to 0.65 acre | Up to 1/2 acre | Up to 1/2 acre | Up to 1/2 acre | Up to 2/3 acre | Up to 2/3 acre |
| RUN TIME [§] | Up to 50 min | Up to 65 min | Up to 58 min | Up to 50 min | Up to 50 min | Up to 60 min | Up to 65 min | Up to 70 min |
| CHARGE TIME | 180 min | 250 min | | 205 min | 230 min | 300 min | » 70 min w/Rapid Charger | 216 min |
| DRIVE SYSTEM | Self-Propel Rear Wheel Drive | » Personal Pace Auto-Drive w/Traction Assist Handle | | Push | Self-Propel Rear Wheel Drive | Self-Propel Rear Wheel Drive | Self-Propel Rear Wheel Drive | » Personal Pace® Rear Wheel Drive |
| TORO PERFORMANCE WARRANTY** | 3-Year Limited Battery; 5-Year Limited Mower | 3-Year Limited Battery; 3-Year Limited Mower | | 3-Year Limited Battery; 2-Year Limited Mower | | 3-Year Limited Battery; 2-Year Limited Mower | | |
| FEATURES | | | | | | | | |
| CUTTING SYSTEM | » Super Recycler | » Dual-Force™ Dual Blade Technology | | Recycler | | Recycler | | |
| VORTEX TECHNOLOGY® | » ✓ | - | | - | | - | | |
| SUPER BAGGER | » ✓ | - | | - | - | - | » ✓ | » ✓ |
| BAG ON DEMAND | - | - | | - | | - | | |
| TRACTION HIGH WHEEL | ✓ | - | | ✓ | | ✓ | | |
| SMARTSTOW® | » ✓ | - | | » ✓ | | » ✓ | | |
| LED LIGHTS | » ✓ | » ✓ | | - | - | » ✓ | » ✓ | » ✓ |
| PUSH BUTTON START | ✓ | ✓ | | ✓ | | ✓ | | |
| HEIGHT OF CUT | | | | | | | | |
| HEIGHT OF CUT | 1.0" - 4.0" / 2.5 - 10 cm | 1.25" - 4.25" / 3.2 - 10.8 cm 2-point | | 1.0" - 4.0" / 2.5 - 10 cm | | 1.0" - 4.0" / 2.5 - 10 cm | | |
| WHEEL HEIGHT | | | | | | | | |
| WHEEL HEIGHT | 8" Front / 20.3 cm 10" Rear / 25.4 cm | 8" Front / 20.3 cm, 10" Rear / 25.4 cm | | 8" Front / 20.3 cm, 10" Rear / 25.4 cm | | 8" Front / 20.3 cm, 10" Rear / 25.4 cm | | |
| HANDLE | | | | | | | | |
| HANDLE | Flex Handle Suspension, Adjustable Height | Quick Stow 90° Storage, Adjustable Height | | 1 Piece, Adjustable Height | | 1 Piece, Adjustable Height | | |
| WEIGHT | | | | | | | | |
| WEIGHT | 90 lbs. / 40.8 kg | 161 lbs. / 73.0 kg | 160 lbs. / 72.6 kg | 65 lbs. / 29.5 kg | 71 lbs. / 32.2 kg | 72 lbs. / 32.7 kg | 73 lbs. / 33.1 kg | 70 lbs. / 31.7 kg |

[§]Based on average TraLine dollar share for walk behind mower market as of September 2024. *Battery manufacturer rating = 60V maximum & 54V typical usage. Actual voltage varies with load.
[§]Run time varies based on usage conditions. Max run time specs based on light conditions and/or lowest speed settings. **See dealer for complete warranty details.

» Enhanced or Step-Up Feature

60V MAX* FLEX-FORCE SNOW BLOWERS



FEAR NO STORM

If you've never experienced a Flex-Force 60V Max* snow blower before, you're in for a battery-powered snow-destroyin' treat. Toro's battery powered snow blowers and cordless power shovels are all the machine you need to take winter by storm. These powerful snow removal tools blast through thick, crusty drifts or heavy, wet snow. Pair a snow blower with a Power Shovel and easily interchange the 60V Max* battery between the two. Each comes with a 3-phase brushless motor, giving you more power, more runtime, and longer life from your tool.



| MODEL | CORE | | | | |
|----------------------------|---------------------------------------|--------------------------------------|--------------------------------|---|---------------------------------|
| | 60V POWER SHOVEL* | SINGLE-STAGE POWER CLEAR* 60V E21 | SNOWMASTER* 60V E24 | TWO-STAGE POWER MAX* 60V E24 | TWO-STAGE POWER MAX* 60V E24 |
| | 39909 | 39901 | 39914 | 39924 | 39925 |
| CLEARING WIDTH | 12" / 30.5 cm | 21" / 53.3 cm | 24" / 61.0 cm | 24" / 61.0 cm | 24" / 61.0 cm |
| CLEARING CAPACITY** | Decks, patios and up to 4 parked cars | Up to 12 parked cars | Up to 20 parked cars | Up to 24 parked cars (12 cars per battery) Up to 15 cars more with additional 3rd battery | Up to 20 parked cars |
| SNOW CUT DEPTH | 6" / 15.2 cm | 12" / 30.5 cm | 18" / 45.7 cm | 20" / 50.8 cm | 20" / 50.8 cm |
| BATTERY | 1 x 2.5 ah | 1 x 7.5 ah | 1 x 10.0 ah | 2 x 6.0 ah | 1 x 10.0 ah |
| CHARGE TIME | 60 min | 180 min | 300 min | 150 min | 150 min |
| THROWING DISTANCE** | Up to 25' / 7.6 m | Up to 40' / 12.2 m | Up to 40' / 12.2 m | Up to 45' / 13.7 m | Up to 45' / 13.7 m |
| AUGER SYSTEM | Power Curve® | Patent Pending Power Edge™ | In-Line Two Stage | Power Max Anti-Clogging System | Power Max Anti-Clogging System |
| AUGER DIAMETER | 6.5" / 16.5 cm | 7" / 17.8 cm | 10" / 25.4 cm | 11" / 27.9 cm | 11" / 27.9 cm |
| IMPELLER DIAMETER | - | - | - | 11" / 27.9 cm | 11" / 27.9 cm |
| AUGER GEARBOX | - | - | - | Hardened Gears; No Shear Pins | Hardened Gears; No Shear Pins |
| HANDLE | - | Adjustable | Personal Pace® | Standard | Standard |
| DEFLECTOR | - | Locking | Single | Single | Single |
| CHUTE CONTROL | - | Quick Turn | Quick Stick® | Quick Stick® | Quick Stick® |
| CHUTE CONSTRUCTION | - | Sub Zero Curved Chute | High Capacity Chute | Steel | Steel |
| TIRES | - | 6 7/8" x 2" (17.5 cm x 5.1 cm) | 11" / 27.9 cm | 15" / 38.1 cm | 15" / 38.1 cm |
| HAND WARMERS | - | - | - | - | - |
| LIGHT | - | Panoramic LED | - | LED | LED |
| WARRANTY*** | 3-Year Limited, 3-Year Battery | 2-Year Limited, 3-Year Battery | 2-Year Limited, 3-Year Battery | 3-Year Limited, 3-Year Battery | 3-Year Limited, 3-Year Battery |
| BARE TOOL MODEL # | 39909T | 39901T | - | - | - |

» Enhanced or step-up feature



MODEL 39921

POWER CLEAR SINGLE-STAGE SNOW BLOWERS

Power Curve Technology cuts through tough snow and ice with ease, delivering a self-propelled experience with it's ground engaging paddle. Throws wet, heavy snow up to 40 feet.**



SELF-PROPEL POWER CURVE* TECHNOLOGY

Ground engaging paddle powers through compacted snow with ease.



SNOWDRIFT STRENGTH

Bust through 2-9" of heavy, wet snow, throwing it up to 40 feet.**



POWERFUL, QUICK CLEARING

Clear up to a 15 car driveway on a single charge.§

#1
AMERICA'S
SNOW BLOWER BRAND



| | PREMIUM | | |
|---------------------|---|--------------------------------|---|
| | SP SINGLE-STAGE POWER CLEAR® 60V E21 | SNOWMASTER® 60V E24 | TWO-STAGE POWER MAX® HD 60V E26 |
| MODEL | 39921 | 39915 | 39926 |
| CLEARING WIDTH | 21" / 53.3 cm | 24" / 61 cm | 26" / 66.0 cm |
| CLEARING CAPACITY** | Up to 15 parked cars | Up to 30 parked cars | Up to 30 parked cars (15 cars per battery) Up to 15 cars more with additional 3rd battery |
| SNOW CUT DEPTH | 12" / 30.5 cm | 18" / 45.7 cm | 20" / 50.8 cm |
| BATTERY | 1 x 10.0 ah | 1 x 10.0 ah + 1 x 5.0 ah | 2 x 7.5 ah |
| CHARGE TIME | 180 min | 300 min | 180 min |
| THROWING DISTANCE** | Up to 30' / 9.1 m | Up to 40' / 12.2 m | Up to 45' / 13.7 m |
| AUGER SYSTEM | Power Curve® Self-Propel | In-Line Two Stage | Power Max Anti-Clogging System |
| AUGER DIAMETER | 8.5" / 21.6 cm | 10" / 25.4 cm | 11" / 27.9 cm |
| IMPELLER DIAMETER | - | - | 11" / 27.9 cm |
| AUGER GEARBOX | - | - | Hardened Gears; No Shear Pins |
| HANDLE | Ergonomic | Personal Pace® | Heavy-Duty |
| DEFLECTOR | Locking | Single | Single |
| CHUTE CONTROL | Chute Mounted | Quick Stick® | Quick Stick® |
| CHUTE CONSTRUCTION | High Capacity Chute | High Capacity Chute | Steel |
| TIRES | 7" / 17.8 cm | 11" / 27.9 cm | 15" / 38.1 cm |
| HAND WARMERS | - | - | Standard |
| LIGHT | Panoramic LED | Panoramic LED | LED |
| WARRANTY*** | 2-Year Limited, 3-Year Battery | 2-Year Limited, 3-Year Battery | 3-Year Limited, 3-Year Battery |
| BARE TOOL MODEL # | 39921T | 39915T | 39926T |

» Enhanced or step-up feature



POWER MAX
TWO-STAGE SNOW BLOWERS

Three battery slots where the gas tank used to be! Same rugged heavy-duty steel construction as Toro gas-powered snow blowers with operator-favorite features such as Quick Stick chute control, patented anti-clogging system, and hardened gears with no shear pins to break.



POWER UP WITH NO COMPROMISES

Same rugged, heavy-duty steel construction as Toro gas-powered snow blowers, with LED lights, hardened gears and no shear pins.




GO THREE ROUNDS WITH OLD MAN WINTER

The only snow blower with three battery ports, this machine has all the power you need to get the job done right.



CLEAR THE TOUGHEST SNOW FAST

Clear up to a 45 car driveway on a single charge.[§]



POWER SHOVEL

Easy to maneuver, convenient, and cordless snow clearing. Two speeds provide more power when you want it, and more control when you need it.

MODEL 39909



MODEL 39914

SNOWMASTER

Make snow blowing effortless with the self-propel Personal Pace® system, which matches your walking speed and provides better traction in all snow conditions. Quickly change the chute and deflector direction with a single, smooth motion thanks to the Quick Stick chute control.

[§]Based on average TraQline dollar share for snow blower market as of September 2024. *Battery manufacturer rating = 60V maximum & 54V typical usage. Actual voltage varies with load. †Run time varies based on usage conditions. Max run time specs based on light conditions and/or lowest speed settings. **Throw distance and clearing capacity will vary with conditions. ***See dealer for complete warranty details.

60V MAX* FLEX-FORCE PROFESSIONAL PRODUCTS

REVOLUTION®

POWER FOR EVERY PROFESSIONAL

The entire line of Revolution commercial-grade professional products run on our 60V Max* Flex-Force Power System*. Making interchangeability even more versatile for any season and any job.



REVOLUTION TURFMASTER® 30" HDX Model 22232



- Low Maintenance - No air filters or oil changes
- Up to 80 minutes of runtime with included 3 60V Max* 10.0Ah batteries.

30" TURFMASTER

| MODEL / BARE TOOL | 22232 |
|------------------------------|-------------------------------|
| DECK SIZE | 30" / 76 cm |
| DECK MATERIAL | 13 Gauge Steel Deck |
| BATTERY* | 3 60V Max* 10.0Ah batteries |
| MOTOR | Brushless DC |
| GRASS CUT IN A SINGLE CHARGE | 1.1 acres |
| RUN TIME [§] | Up to 80 min |
| CHARGE TIME | 112 min with Rapid Charger |
| DRIVE SYSTEM | Rear-Wheel Drive |
| CUTTING SYSTEM | Recycler |
| PUSH BUTTON START | ✓ |
| HEIGHT OF CUT | 1.5 - 5.0 in. / 3.8 - 12.7 cm |
| WEIGHT | 197 lbs. / 89.4 kg |

REVOLUTION 21" HD Model 22282



- Low Maintenance - No air filters or oil changes
- Large 2.1 bushel bag features an easy-empty design, making quick work of clipping disposal
- Replaceable steel wear plates protect against bottom and side impacts

21" HEAVY-DUTY

| MODEL / BARE TOOL | 22282 |
|------------------------------|--|
| DECK SIZE | 21" / 53 cm |
| DECK MATERIAL | Aluminum Alloy |
| BATTERY* | 2 - 7.5 ah, 405 wh (L405) with Rapid Charger |
| MOTOR | Brushless DC |
| GRASS CUT IN A SINGLE CHARGE | 0.4 acre |
| RUN TIME [§] | Up to 40 min |
| CHARGE TIME | 130 min with Rapid Charger |
| DRIVE SYSTEM | Self-Propelled Variable-Speed RWD |
| CUTTING SYSTEM | Recycler |
| PUSH BUTTON START | ✓ |
| HEIGHT OF CUT | 1.0" to 4.5" / 2.5 - 11.4 cm |
| WEIGHT | 99 lbs. / 44.9 kg |

POWER CLEAR® 21" SINGLE-STAGE SNOW BLOWER Model 39922T



- Bust through heavy, wet snow
- Power Curve® technology with commercial-grade paddles
- Power Propel technology blasts through tough drifts

21" POWER CLEAR

| MODEL / BARE TOOL | 39922T |
|---------------------|---|
| CLEARING WIDTH | 21" / 53 cm |
| CLEARING CAPACITY** | Up to 30 parked cars |
| SNOW CUT DEPTH | 12" / 30.5 cm |
| THROWING DISTANCE** | Up to 40 feet / 10.6 m |
| AUGER SYSTEM | Power Curve Self-Propelled with Extend Life Paddles |
| AUGER DIAMETER | 8.5" / 21.6 cm |
| HANDLE | Reinforced & Ergonomic |
| DEFLECTOR | Locking |
| CHUTE | Mounted Handle Control with High Capacity Chute |
| TIRES | 7" / 17.8 cm |
| LIGHT | Panoramic LED |



REVOLUTION BACKPACK LEAF BLOWER

Model 66100

- Comfortable, sturdy backpack with integrated handle, battery diagnostics two battery capacity
- Interchangeable arm cannon or power tether
- Powerful blower, 730 CFM at 160 MPH
- Variable speed trigger with turbo boost and cruise control
- Tool only, batteries and chargers sold separately

BACKPACK LEAF BLOWER

| MODEL | 66100 |
|----------------------------|-----------|
| BOOST MODE | 37 min |
| HIGH RUN TIME [§] | 80 min |
| PEAK RUN TIME [§] | 330 min |
| WEIGHT (Bare Tool) | 17.4 lbs. |
| CFM | 730 CFM |
| MPH | 160 MPH |



REVOLUTION STRING TRIMMER

Model 66110T

- Rugged solid shaft design with 16" cutting width and .095" line
- Bump-feed/easy-load head with increased line capacity and durability
- Rear mounted high efficiency brushless motor
- Variable 2-speed operation
- Tool only, batteries and chargers sold separately

STRING TRIMMER

| MODEL | 66110T |
|----------------------------|-----------|
| HIGH RUN TIME [§] | 160 min |
| PEAK RUN TIME [§] | 240 min |
| WEIGHT (Bare Tool) | 10.1 lbs. |
| RPM | 6400/5300 |



REVOLUTION HEDGE TRIMMER

Model 66120T

- 26" bar with dual-sided cutting blades and 1.2" cut capacity
- 180° rotating handle for vertical or horizontal cutting
- Blade guard for operator protection
- Blade reverse mode for unsticking jams
- Tool only, batteries and chargers sold separately

HEDGE TRIMMER

| MODEL | 66120T |
|----------------------------|-----------|
| PEAK RUN TIME [§] | 600 min |
| WEIGHT (Bare Tool) | 9.2 lbs. |
| STROKES PER MINUTE | 4100/3200 |



REVOLUTION BACKPACK

Model 66000T

- Removable battery system with capacity for up to two batteries
- Interchangeable arm cannon or power tether
- Comfortable and sturdy backpack system for all day operation
- Integrated carrying handle
- Onboard LED battery diagnostics
- Powered by any 60V Max* Flex-Force Battery
- Tool only, batteries and chargers sold separately



REVOLUTION POWERLINK TETHER

Model 66005

- Removes battery weight from tool to lessen operator fatigue
- Doubles handheld tool battery capacity
- Keeps your backpack power source connected to your handheld tools



60V MAX* 10 AH BATTERY

Model 66810

- 10Ah battery is interchangeable in all 60V tools
- Easily removable and can be quickly swapped to refuel tools
- Integrated carrying handle
- Increased over-mold for ruggedization and drop resistance
- Weighs 8.2 lbs.



60V MAX* 6-POD CHARGER

Model 66550

- 12 AMP rapid charger
- 6 pod capacity
- Can charge any combination of 60V Flex-Force batteries
- 2 charge modes
 - Sequential rapid mode can charge a single 10 Ah battery in 40 minutes
 - Standard equal mode slowly brings all batteries up to full charge collectively

*Battery manufacturer rating = 60V maximum & 54V typical usage. Actual voltage varies with load. [§]Run time varies based on usage conditions. Max run time specs based on light conditions and/or lowest speed settings. ^{**}Throw distance and clearing capacity will vary with conditions.



Choose Toro Total Care for Ultimate Peace of Mind

Benefit from an extended warranty, maintenance reimbursement, and more.

60^{MAX} BATTERY

INTRODUCING THE NEW

900CFM BLOWER



4.0 AH BATTERY
2 AMP CHARGER



120 MINUTE
RUNTIME



1.0 SECOND
0 TO 165 MPH



ALL SEASON
ALL POWER



GENUINE TORO® PARTS

To best protect your investment and maintain optimal performance of your turf equipment, count on Toro genuine parts. For peace of mind, insist on Toro genuine parts.



BAR AND CHAIN OIL



CHAINSAW BARS



FLEX-FORCE BATTERIES




TORO RED TOUCH UP PAINT



REPLACEMENT WHEELS



REPLACEMENT BLADES



REPLACEMENT CHAINS



TRIMMER LINE

©2024 The Toro Company. All Rights Reserved. Specifications subject to change without notice and without incurring obligation. Products depicted are for demonstration purposes only. Actual products offered for sale may vary in design, required attachments and safety features. *Battery manufacturer rating = 60V maximum and 54V typical usage. Actual voltage varies with load.