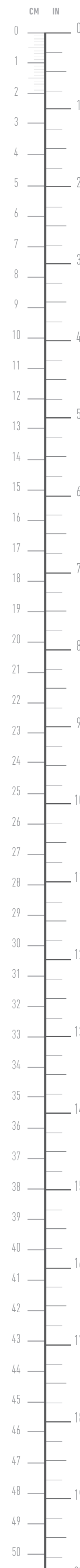

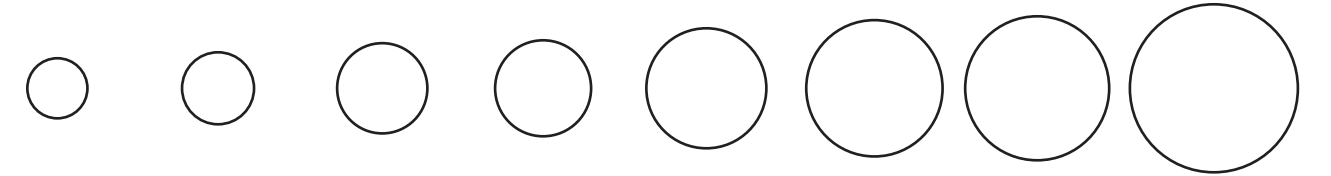




Count on it.

TITAN TINE REFERENCE CHART



INCH CONVERSION

1/16	0.0625
1/8	0.125
3/16	0.1875
1/4	0.25
5/16	0.3125
3/8	0.375
7/16	0.4375
1/2	0.5
9/16	0.5625
5/8	0.625
11/16	0.6875
3/4	0.75
13/16	0.8125
7/8	0.875
15/16	0.9375

Q Coring ● Solid	Part Number	Length	ID	TITAN Max	TITAN Max Description	Titan Max ID	OD	Wall Thickness	Mounting Size											
									7.9 mm (.313")	9.5 mm (.375")	12.0 mm (.47")	12.7 mm (.5")	15.9 mm (.625")	18.0 mm (.71")	19.0 mm (.75")	22.2 mm (.875")				
TITAN Quad																				
○	108-9104	114.3 mm (4.50")	6.3 mm (.25")	108-9112	TITAN Quad Max	5.8 mm (.23")	9.1 mm (.36")	1.3 mm (.052")												
○	108-9105	114.3 mm (4.50")	8.3 mm (.32")	108-9114	TITAN Quad Max	7.1 mm (.28")	11.7 mm (.46")	1.6 mm (.063")												
○	108-9106	114.3 mm (4.50")	10.3 mm (.41")	108-9116	TITAN Quad Max	9.6 mm (.38")	14.0 mm (.55")	1.6 mm (.063")												
○	108-9293	114.3 mm (4.50")	12.2 mm (.48")				14.7 mm (.58")	1.6 mm (.063")												
○	138-9337	127.0 mm (5.00")	6.3 mm (.25")	108-9120	TITAN Quad Max	5.8 mm (.23")	9.1 mm (.36")	1.3 mm (.052")												
○	137-4526	127.0 mm (5.00")	8.3 mm (.32")	108-9122	TITAN Quad Max	7.1 mm (.28")	11.7 mm (.46")	1.6 mm (.063")												
○	137-4527	127.0 mm (5.00")	10.3 mm (.41")	108-9124	TITAN Quad Max	9.6 mm (.38")	14.0 mm (.55")	1.6 mm (.063")												
○	137-4529	127.0 mm (5.00")	12.2 mm (.48")				14.7 mm (.58")	1.6 mm (.063")												
○	108-9290	127.0 mm (5.00")	10.3 mm (.41")				14.0 mm (.55")	1.6 mm (.063")												
TITAN Cross																				
●	108-9215	114.3 mm (4.50")		112-1310	TITAN Cross Max		9.6 mm (.38")													
●	108-9217	114.3 mm (4.50")					12.7 mm (.50")													
●	108-9218	139.7 mm (5.50")					9.6 mm (.38")													
●	108-9219	139.7 mm (5.50")		112-1311	TITAN Cross Max		12.7 mm (.50")													
●	108-9220	139.7 mm (5.50")					15.7 mm (.62")													
●	108-9221	114.3 mm (4.50")		112-1312	TITAN Cross Max		16.0 mm (.63")													
●	108-9222	114.3 mm (4.50")					19.0 mm (.75")													
●	108-9223	114.3 mm (4.50")					12.7 mm (.50")													
●	108-9224	139.7 mm (5.50")		112-1313	TITAN Cross Max		16.0 mm (.63")													
●	108-9225	139.7 mm (5.50")					16.0 mm (.63")													
●	108-9226	139.7 mm (5.50")					19.0 mm (.75")													
●	108-9227	165.1 mm (6.50")		112-1314	TITAN Cross Max		12.7 mm (.50")													
●	108-9228	165.1 mm (6.50")					15.7 mm (.62")													
●	108-9229	165.1 mm (6.50")					19.0 mm (.75")													
●	108-9259	139.7 mm (5.50")					22.4 mm (.88")													
TITAN Round																				
●	108-9230	114.3 mm (4.50")					5.1 mm (.20")													
●	108-9231	114.3 mm (4.50")					6.4 mm (.25")													
●	108-9232	114.3 mm (4.50")					7.6 mm (.30")													
●	108-9233	114.3 mm (4.50")					9.6 mm (.38")													
●	108-9234	139.7 mm (5.50")					5.1 mm (.20")													
●	108-9235	139.7 mm (5.50")					6.4 mm (.25")													
●	108-9236	139.7 mm (5.50")					9.6 mm (.38")													
●	108-9237	139.7 mm (5.50")					9.6 mm (.38")													
●	108-9238	127.0 mm (5.00")					16.0 mm (.63")													
●	108-9198	114.3 mm (4.50")					6.4 mm (.25")													
●	108-9199	114.3 mm (4.50")					7.6 mm (.30")													
●	108-9200	114.3 mm (4.50")					8.9 mm (.35")													
●	108-9201	114.3 mm (4.50")					10.2 mm (.40")													
●	108-9202	114.3 mm (4.50")					12.7 mm (.50")													
●	108-9203	114.3 mm (4.50")					15.2 mm (.60")													
●	108-9204	139.7 mm (5.50")					6.4 mm (.25")													
●	108-9205	139.7 mm (5.50")					7.6 mm (.30")													
●	108-9206	139.7 mm (5.50")					8.9 mm (.35")													
●	108-9207	139.7 mm (5.50")					10.2 mm (.40")													
●	108-9208	139.7 mm (5.50")					12.7 mm (.50")													
●	108-9209	139.7 mm (5.50")					15.2 mm (.60")													
●	108-9244	139.7 mm (5.50")					19.0 mm (.75")													
●	108-9210	165.1 mm (6.50")					7.6 mm (.30")													
●	108-9211	165.1 mm (6.50")					8.9 mm (.35")													
●	108-9212	165.1 mm (6.50")					10.2 mm (.40")													
●	108-9213	165.1 mm (6.50")					12.7 mm (.50")													
●	108-9214	165.1 mm (6.50")					15.2 mm (.60")													
●	108-9245	165.1 mm (6.50")					19.0 mm (.75")													
●	108-9246	139.7 mm (5.50")					19.0 mm (.75")													
●	108-9247	139.7 mm (5.50")					22.4 mm (.88")													
●	108-9248	165.1 mm (6.50")					19.0 mm (.75")													
●	108-9249	165.1 mm (6.50")					22.4 mm (.88")													
TITAN Slicing																				
●	108-9239	114.3 mm (4.50")					19.0 mm (.75")													
●	108-9240	139.7 mm (5.50")					19.0 mm (.75")													
●	108-9241	165.1 mm (6.50")					19.0 mm (.75")													
●	108-9242	139.7 mm (5.50")					19.0 mm (.75")													
●	108-9243	165.1 mm (6.50")					19.0 mm (.75")													
Classic																				
○	59-3490	120.7 mm (4.75")	7.6 mm (.30")				11.2 mm (.44")	0.9 mm (.035")												
○	44-9140	120.7 mm (4.75")	10.2 mm (.40")				12.7 mm (.50")	1.2 mm (.047")												
○	59-3470	120.7 mm (4.75")	12.7 mm (.50")				16.0 mm (.63")	1.2 mm (.047")												
○	104-0984	144.0 mm (5.75")	13.0 mm (.51")				16.0 mm (.63")	1.5 mm (.058")												
○	105-1180	165.1 mm (6.50")	14.5 mm (.57")				16.8 mm (.66")	1.5 mm (.058")												
○	104-8943	165.1 mm (6.50")	13.0 mm (.51")				16.8 mm (.66")	1.5 mm (.058")												
○	62-4400	120.7 mm (4.75")	15.2 mm (.60")				19.0 mm (.75")	1.7 mm (.065")												
○	84-9720	144.0 mm (5.75")	15.2 mm (.60")				19.0 mm (.75")	1.7 mm (.065")												
TITAN Fairway																				
○	104-9876	144.0 mm (5.75")	13.0 mm (.51")				19.6 mm (.77")	3.0 mm (.120")												
○	104-9875	144.0 mm (5.75")	13.0 mm (.51")				22.4 mm (.88")	3.0 mm (.120")												
○	92-7941	120.7 mm (4.75")	16.3 mm (.64")				20.3 mm (.80")	3.1 mm (.122")												
○	92-7900	144.0 mm (5.75")	16.3 mm (.64")				20.3 mm (.80")	3.1 mm (.122")												
○	104-9877	144.0 mm (5.75")	16.3 mm (.64")				23.4 mm (.92")	3.0 mm (.120")												
TITAN HD Fairway																				
○	108-9248	144.0 mm (5.75")	13.0 mm (.51")				17.8 mm (.70")	3.1 mm (.122")												
○	108-9241	144.0 mm (5.75")	13.0 mm (.51")				20.3 mm (.80")	3.1 mm (.122")												
○	108-9244	144.0 mm (5.75")	16.3 mm (.64")				20.3 mm (.80")	3.1 mm (.122")												
○	108-9245	144.0 mm (5.75")	16.3 mm (.64")				23.4 mm (.92")	3.1 mm (.122")												
TITAN Split																				
○	112-5121	5.75" (146.05mm)	16.3 mm (.64")				22.4 mm (.88")	3.0 mm (.120")												
○	112-5122	5.75" (146.05mm)	13.0 mm (.51")				22.4 mm (.88")	3.0 mm (.120")												
○	112-5123	5.75" (146.05mm)	16.3 mm (.64")			</														