

# LAC Modem Service Kit

## Installation Guide

TORO®

### Introduction

Service kit 118-6161SK provides a replacement modem assembly for *wallmount* LAC controller, part number LAC-RS-1000-M.

Service kit 118-3705SK provides a replacement modem assembly for *pedestal* LAC controllers. The models are:

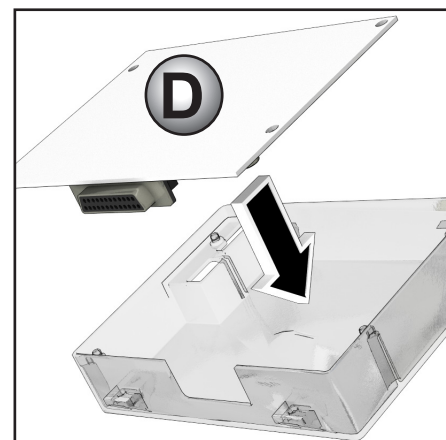

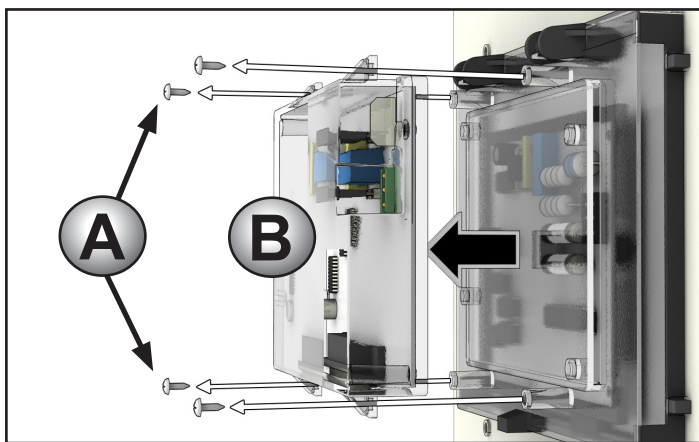
- LAC-RSP-1000-M
- LAC-RSB-1000-M
- LAC-RST-1000-M




**CAUTION:** Power off the controller prior to installing expansion kits.

### Wallmount Installation

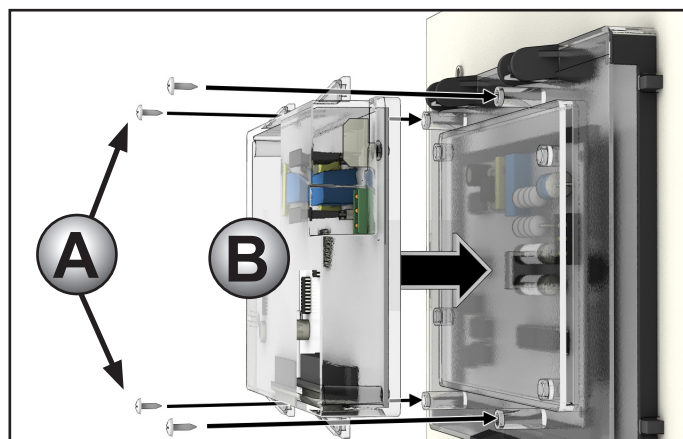
1. Open the panel cover and door.
2. Turn controller power off and detach all cables from old modem assembly.
3. Remove four mounting screws (A) from modem cover.
4. Remove modem cover (B) with modem.
5. Remove old modem (C) from cover. Replace with new board assembly (D).
6. Check that the modem board jumper is set to VP (see **Figure 1**).



**Figure 1**

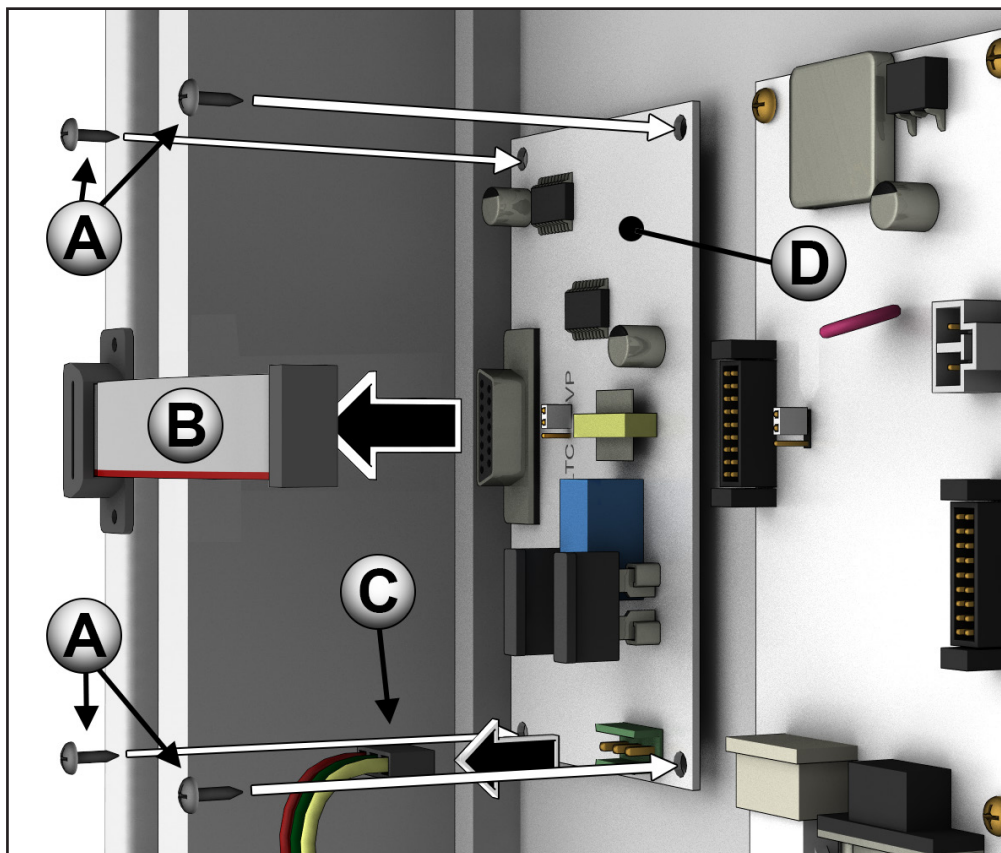


7. Reattach cover (B) with four screws (A).
8. Reconnect cables.
9. Turn controller power on and check communications with central.
10. Close and secure door panel and cover.



## Pedestal Installation

1. Remove the front and rear covers of the pedestal.
2. Turn controller power off.
3. Detach all cables (B and C) from old modem assembly.
4. Remove four mounting screws (A) and old board assembly (D).
5. Install new board assembly (D) with four mounting screws (A).  
Check that the new modem board's jumper is set to VP (see **Figure 1**).
6. Reconnect cables (B and C).
7. Turn controller power on and check communications with central.
8. Close and secure front and rear panels.



### Kit Components

- one (1) board assembly

### Tools Needed

- Philips head screwdriver

## Important Notifications



**CAUTION:** LAC serviceable parts shall be installed by qualified personnel familiar with the product and with local electrical code requirements. LAC serviceable parts shall not be used or installed in product other than LAC Product Series. Failure to do so will void product's safety and FCC certification. If used in product other than LAC Product Series, additional safety and FCC testing shall be considered as part of the end product assessment and usability.



**THE TORO  
COMPANY**

5825 Jasmine Street  
Riverside, CA 92504  
800-777-1477  
irrigationsupport@toro.com



WARNING: Cancer and Reproductive harm – [www.P65Warnings.ca.gov](http://www.P65Warnings.ca.gov).  
For more information, please visit [www.toro.com/CAProp65](http://www.toro.com/CAProp65).

Patent: [www.ttcopats.com](http://www.ttcopats.com)